

PRESS RELEASE

MAXIMUM WHOLESALE AND RETAIL PETROLEUM PRICES IN KENYA FOR THE PERIOD 15TH OCTOBER 2020 TO 14TH NOVEMBER 2020

In accordance with Section 101(y) of the Petroleum Act 2019, Legal Notice No. 196 of 2010 and Legal Notice No. 26 of 2012, the Energy & Petroleum Regulatory Authority (EPRA) has calculated the maximum wholesale and retail prices of petroleum products, that will be in force from 15th October 2020 to 14th November 2020.


Taking into account the weighted average cost of imported refined petroleum products, the changes in the maximum allowed petroleum pump prices in Nairobi are as follows: **Super Petrol** increases by **KShs 0.72** per litre, while **Diesel** decreases by **KShs 2.18** per litre. The price of Kerosene remains unchanged since no cargo was discharged at the port of Mombasa between 10th September 2020 and 9th October 2020 which is the pricing period defined by Legal Notice No. 26 of 2012.

The prices are inclusive of the 8% Value Added Tax (VAT) in line with the provisions of the Finance Act 2018, the Tax Laws (Amendment) Act 2020 and the revised rates for excise duty adjusted for inflation as per Legal Notice No. 194 of 2020.

The changes in this month's prices are as a consequence of the average landed cost of imported **Super Petrol** increasing by **1.12%** from **US\$ 327.69** per cubic metre in August 2020 to **US\$ 331.37** per cubic metre in September 2020 and **Diesel** decreasing by **5.42%** from **US\$ 329.88** per cubic metre to **US\$ 311.99** per cubic metre.

The changes in the landed costs are summarized in the table below:

PRODUCT	AUGUST 2020	SEPTEMBER 2020	CHANGE
Super Petrol (US\$/Cubic Metre)	327.69	331.37	+1.12%
Diesel (US\$/Cubic Metre)	329.88	311.99	-5.42%
Kerosene (US\$/Cubic Metre)	282.09	282.09	0.00%



The Free On Board (FOB) price of Murban crude oil lifted in September 2020 was posted at US\$ 42.35 per barrel, a decrease of 7.41% from US\$ 45.74 per barrel in August 2020.

Over the same period, the mean monthly US Dollar to Kenya Shilling exchange rate depreciated by 0.62% from KShs. 107.93 per US\$ in August 2020 to KShs. 108.60 per US\$ in September 2020.

A summary of the resultant retail prices for major towns in Kenya is provided as Annex I while the wholesale prices at the main supply depots in Kenya are provided as Annex II. Further, a detailed breakdown and a progression of the cost items for retail prices in Nairobi are provided as Annex III and IV for information.

The table below shows the trend of monthly crude oil prices and exchange rates for the last 12 months:

Month	Oct-19	Nov-19	Dec-19	Jan-20	Feb-20	Mar-20	Apr-20	May-20	Jun-20	July-20	Aug-20	Sept-20
Crude Oil Prices (US\$/barrel)	63.60	66.60	69.25	67.80	56.10	35.58	17.64	23.52	36.34	44.28	45.74	42.35
Mean Exchange Rates (KShs/US\$)	103.55	102.20	101.32	100.97	101.27	104.05	106.83	106.65	106.48	107.46	107.93	108.60

The purpose of the petroleum pricing regulations is to cap the wholesale and retail prices of petroleum products, which are already in the country, so that importation and other prudently incurred costs are recovered, while ensuring reasonable prices to consumers.

EPRA wishes to assure the public of its continued commitment to the observance of fair competition and protection of the interests of both consumers and investors in the energy and petroleum sector.

Regards,

Robert Pavel Oimeke, EBS
DIRECTOR GENERAL

14th October 2020



ISO 9001:2015 Certified

ANNEX I

15 th October 2020 – 14 th November 2020				
	TOWNS	MAXIMUM PUMP PRICES		
		Super Petrol (PMS)	Automotive Diesel (AGO)	Kerosene (IK)
		KShs/L	KShs/L	KShs/L
1	Mombasa	104.86	90.53	81.37
2	Kilifi	105.57	91.24	82.08
3	Likoni Mainland	105.21	90.88	81.72
4	Kwale	105.21	90.88	81.72
5	Malindi	105.79	91.44	82.29
6	Lungalunga	105.93	91.59	82.44
7	Voi	106.34	92.01	82.84
8	Taveta	107.75	93.41	84.25
9	Lamu	108.16	93.83	84.66
10	Hola	108.44	94.11	84.95
11	Nairobi	107.27	92.91	83.73
12	Thika	107.27	92.91	83.73
13	Machakos	107.49	93.15	83.96
14	Kajiado	107.68	93.33	84.14
15	Makuyu	107.55	93.20	84.01
16	Muranga	107.78	93.43	84.25
17	Sagana	108.00	93.66	84.47
18	Embu	108.36	94.01	84.83
19	Kerugoya	108.28	93.94	84.75
20	Narok	108.65	94.31	85.11
21	Nyeri	108.64	94.28	85.10
22	Namanga	108.80	94.46	85.27
23	Kiganjo	108.59	94.25	85.06
24	Chuka	108.90	94.54	85.36
25	Kitui	108.79	94.45	85.26
26	Mwingi	109.18	94.83	85.64
27	Nanyuki	109.19	94.85	85.65
28	Nkubu	110.16	95.82	86.63
29	Mtito Andei	109.70	95.35	86.16
30	Meru	110.35	96.01	86.82
31	Isiolo	110.21	95.87	86.68
32	Maua	110.81	96.47	87.27
33	Garissa	111.42	97.08	87.89
34	Marsabit	115.12	100.76	91.58
35	Liboi	114.20	99.85	90.67



ISO 9001:2015 Certified

ANNEX I

15th October 2020 – 14th November 2020

	TOWNS	MAXIMUM PUMP PRICES		
		Super Petrol (PMS)	Automotive Diesel (AGO)	Kerosene (IK)
		KShs/L	KShs/L	KShs/L
36	Moyale	116.69	102.34	93.16
37	Sololo	115.74	101.40	92.21
38	Habaswein	114.11	99.77	90.58
39	Dadaab	112.81	98.46	89.28
40	Tarbaj	116.37	102.03	92.84
41	Elwak	117.97	103.63	94.44
42	Wajir	116.52	102.18	92.99
43	Modogashe	114.26	99.91	90.73
44	Mandera	120.30	105.96	96.77
45	Nakuru	106.96	92.85	83.69
46	Gilgil	106.93	92.80	83.65
47	Mogotio	106.92	92.79	83.64
48	Molo	107.01	92.88	83.72
49	Olenguruone	107.71	93.58	84.42
50	Londiani	107.22	93.11	83.95
51	Nyahururu	107.21	93.10	83.94
52	Archers Post	110.20	96.09	86.92
53	Lodosoit	111.30	97.18	88.02
54	Naivasha	107.30	93.17	84.01
55	Marigat	107.70	93.57	84.41
56	Kabarnet	108.18	94.07	84.91
57	Maralal	109.27	95.15	85.99
58	Eldoret	107.89	93.77	84.61
59	Kiplombe	107.89	93.77	84.61
60	Iten	107.89	93.77	84.61
61	Naiberi	107.89	93.77	84.61
62	Kesses	107.89	93.77	84.61
63	Kapsabet	107.90	93.78	84.62
64	Webuye	108.31	94.20	85.04
65	Kitale	108.25	94.13	84.97
66	Kapenguria	108.89	94.76	85.60
67	Bungoma	108.65	94.53	85.37
68	Moiben	107.90	93.78	84.62
69	Matunda	107.88	93.75	84.60
70	Burnt Forest	107.84	93.71	84.55



ISO 9001:2015 Certified

ANNEX I

15 th October 2020 – 14 th November 2020				
	TOWNS	MAXIMUM PUMP PRICES		
		Super Petrol (PMS)	Automotive Diesel (AGO)	Kerosene (IK)
		KShs/L	KShs/L	KShs/L
71	Tambach	107.92	93.81	84.65
72	Kapsowar	108.39	94.27	85.11
73	Chebara	108.28	94.15	85.00
74	Kimwarer	108.20	94.08	84.92
75	Timboroa	108.12	94.00	84.84
76	Nandi Hills	108.09	93.96	84.80
77	Kaiboi	107.95	93.82	84.66
78	Kiminini	108.43	94.32	85.15
79	Endebes	108.78	94.66	85.50
80	Saboti	108.45	94.34	85.18
81	Chepareria	109.09	94.97	85.81
82	Lomut	110.71	96.58	87.43
83	Burgich	109.50	95.39	86.23
84	Sigor	109.63	95.52	86.36
85	Lodwar	112.07	97.95	88.79
86	Kakuma	113.66	99.53	90.37
87	Lokichar	111.07	96.95	87.79
88	Kalokol	112.83	98.71	89.55
89	Lokori	111.43	97.31	88.15
90	Lokitaung	115.71	101.60	92.44
91	Kapedo	110.71	96.58	87.43
92	Malaba	109.06	94.93	85.77
93	Lokichogio	114.85	100.73	91.56
94	Ziwa	108.09	93.96	84.80
95	Soy	107.89	93.77	84.61
96	Moi's Bridge	107.96	93.83	84.67
97	Turbo	107.84	93.71	84.55
98	Kibish	115.95	101.82	92.66
99	Nakalale	114.77	100.65	91.49
100	Loima	111.19	97.07	87.90
101	Lokirama	112.75	98.64	89.47
102	Kainuk	109.96	95.84	86.68
103	Kacheliba	109.29	95.17	86.00
104	Kiwawa	109.89	95.77	86.62



ISO 9001:2015 Certified

ANNEX I


15 th October 2020 – 14 th November 2020				
	TOWNS	MAXIMUM PUMP PRICES		
		Super Petrol (PMS)	Automotive Diesel (AGO)	Kerosene (IK)
		KShs/L	KShs/L	KShs/L
105	Ortum	109.48	95.36	86.20
106	Kachibora	108.28	94.15	85.00
107	Kwanza	108.99	94.87	85.71
108	Kaplamai	108.30	94.19	85.02
109	Eldama Ravine	108.71	94.60	85.44
110	Tenges	108.86	94.74	85.58
111	Barwessa	108.97	94.86	85.70
112	Kipsaraman	109.88	95.76	86.60
113	Loruk	109.75	95.63	86.48
114	Kabartonjo	108.71	94.60	85.44
115	Tindiret	108.78	94.66	85.50
116	O'lessos	107.96	93.83	84.67
117	Kobujoi	108.36	94.23	85.07
118	Serem	108.43	94.32	85.15
119	Kabiyet	107.89	93.77	84.61
120	Cheptulu	108.31	94.20	85.04
121	Songor	108.86	94.74	85.58
122	Kapcherop	108.50	94.38	85.21
123	Sambalat	109.19	95.06	85.90
124	Arror	108.83	94.72	85.56
125	Tot	109.04	94.92	85.76
126	Kaptarakwa	108.09	93.96	84.80
127	Kisumu	107.88	93.77	84.60
128	Sondu	107.99	93.86	84.70
129	Oyugis	108.46	94.35	85.19
130	Kakamega	107.93	93.81	84.65
131	Mumias	108.21	94.09	84.93
132	Bondo	108.10	93.97	84.81
133	Siaya	108.22	94.09	84.93
134	Kericho	108.39	94.27	85.11
135	Nyamira	108.45	94.33	85.17
136	Kisii	108.77	94.64	85.48
137	Sotik	108.59	94.47	85.31
138	Keroka	108.78	94.65	85.49



ISO 9001:2015 Certified


ANNEX I

15 th October 2020 – 14 th November 2020				
	TOWNS	MAXIMUM PUMP PRICES		
		Super Petrol (PMS)	Automotive Diesel (AGO)	Kerosene (IK)
		KShs/L	KShs/L	KShs/L
139	Busia	108.76	94.63	85.47
140	Homabay	108.70	94.58	85.42
141	Migori	109.56	95.43	86.27
142	Isebania	109.84	95.72	86.55
143	Bomet	108.99	94.88	85.72
144	Muhoroni	108.11	93.99	84.83
145	Mbita	108.69	94.56	85.41
146	Mbale	107.88	93.77	84.60
147	Etago	109.33	95.21	86.05
148	Magenche	109.44	95.31	86.15
149	Kilgoris	109.26	95.15	85.99



ANNEX II

15 th October 2020 – 14 th November 2020				
	TOWNS	MAXIMUM PETROLEUM WHOLESALE PRICES		
		Super Petrol (PMS)	Automotive Diesel (AGO)	Kerosene (IK)
		KShs/L	KShs/L	KShs/L
1	Mombasa	95.44	81.10	71.94
2	Nairobi	97.84	83.49	74.30
3	Nakuru	97.55	83.42	74.26
4	Eldoret	98.46	84.34	75.18
5	Kisumu	98.45	84.34	75.18



ISO 9001:2015 Certified

ANNEX III

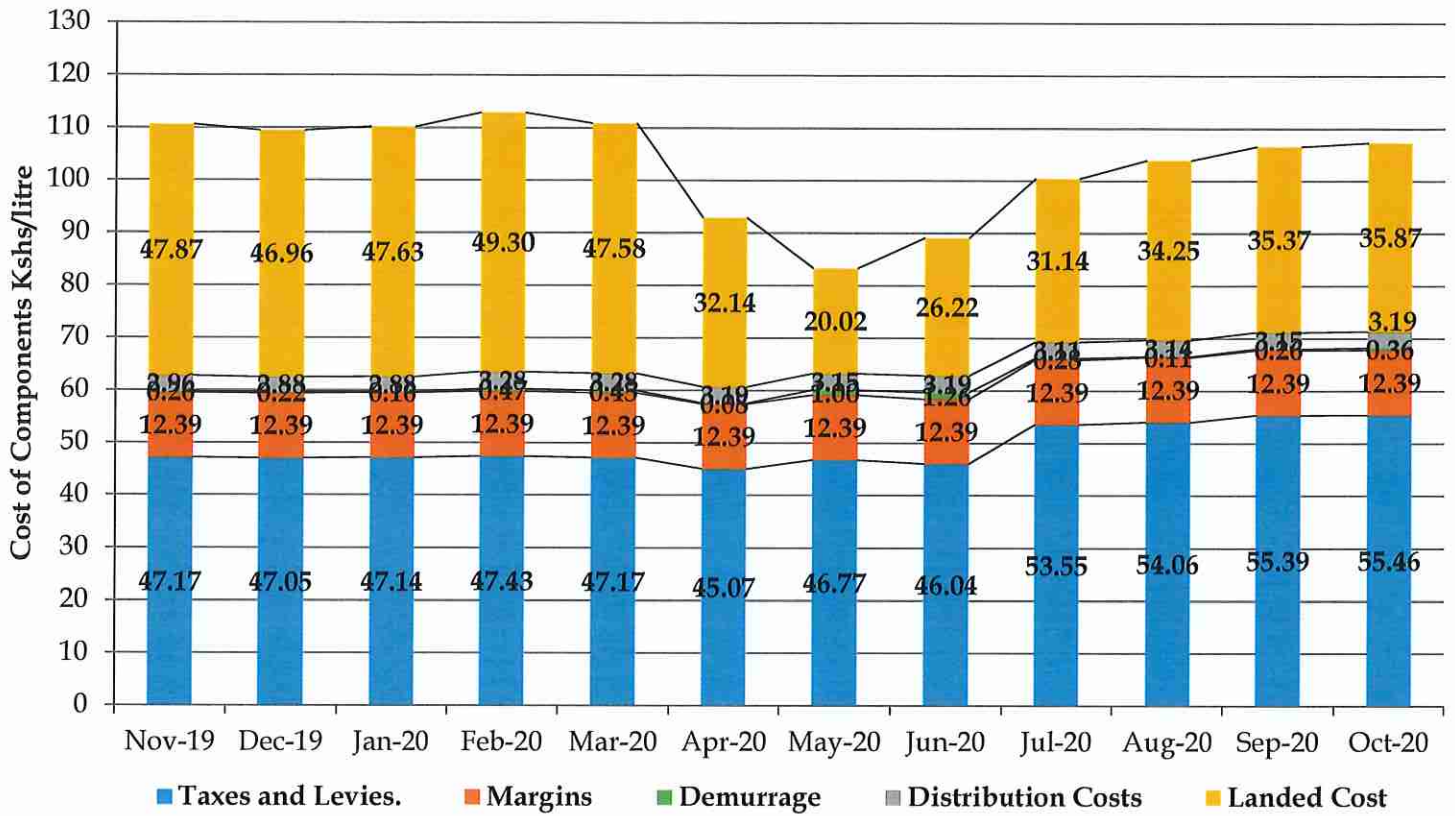
Breakdown of the costs of Super Petrol (PMS), Diesel (AGO) and Kerosene (DPK) in Nairobi: 15 th October 2020 – 14 th November 2020				
Cost Item	Cost Description	Super Petrol KShs/Litre	Diesel KShs/Litre	Kerosene KShs/Litre
Landed Cost (a)	Weighted Average cost for all imports	36.23	33.89	30.61
Pipeline Transport (Msa-Nrb)	Pipeline (100% PMS, AGO & IK)	2.17	2.17	2.16
Road Transport (Msa-Nrb) - Bridging	Road (0% PMS, AGO & IK)	0.00	0.00	0.00
Pipeline Losses	Pipeline (0.25%)	0.06	0.05	0.02
Depot Losses	0.5% PMS; 0.3% For DPK & AGO	0.42	0.21	0.19
Delivery within 40kms of Nrb	Delivery to petrol stations	0.54	0.54	0.54
Storage and distribution (b)		3.19	2.97	2.91
Importers Margin	Wholesale	4.20	4.17	4.17
Dealers Margin	Retail Investment Margin	4.05	4.05	4.05
	Retail Operating Margin	4.14	4.14	4.14
Oil marketing companies margins (c)		12.39	12.36	12.36
Excise Duty	Tax	21.95	11.37	11.37
Road Maintenance Levy	Levy	18.00	18.00	0.00
Petroleum Development Levy	Levy	5.40	5.40	0.40
Petroleum Regulatory Levy	Levy	0.25	0.25	0.25
Railway Development Levy	Levy	0.68	0.64	0.58
Anti-adulteration Levy	Levy	0.00	0.00	18.00
Merchant Shipping Levy	Levy	0.03	0.03	0.03
Import Declaration Fee	Levy	1.20	1.12	1.01
Value Added Tax (VAT)	Tax	7.95	6.88	6.20
Taxes and levies (d)		55.46	43.69	37.84
Retail Prices in Nairobi (a) + (b) + (c) + (d)		107.27	92.91	83.73
Summary		Super Petrol KShs/Litre	Diesel KShs/Litre	Kerosene KShs/Litre
Products Costs (a)		36.23	33.89	30.61
Distribution and storage Costs (b)		3.19	2.97	2.91
Margins (c)		12.39	12.36	12.36
Taxes & Levies (d)		55.46	43.69	37.84
Retail Prices in Nairobi		107.27	92.91	83.73



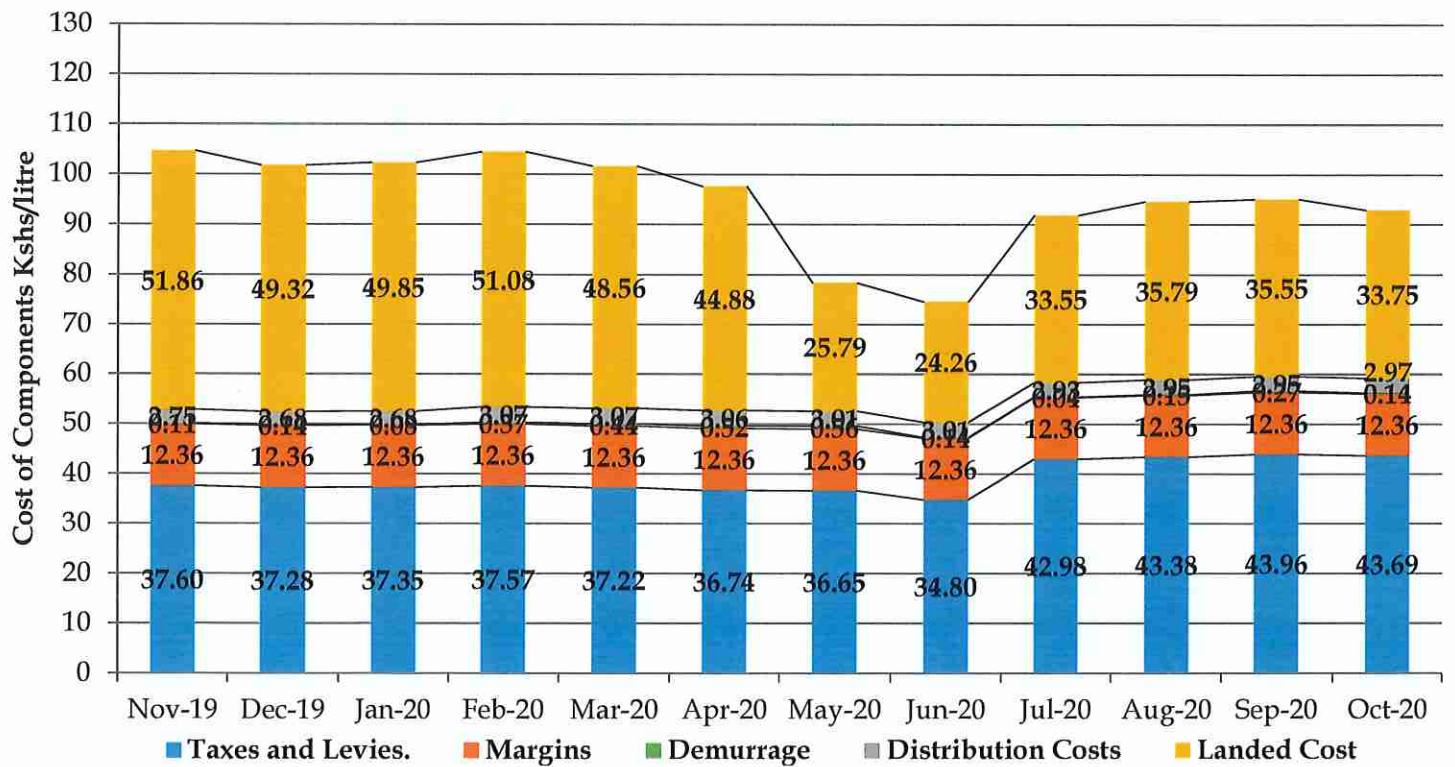
ISO 9001:2015 Certified

ANNEX IV

1. Super Petrol

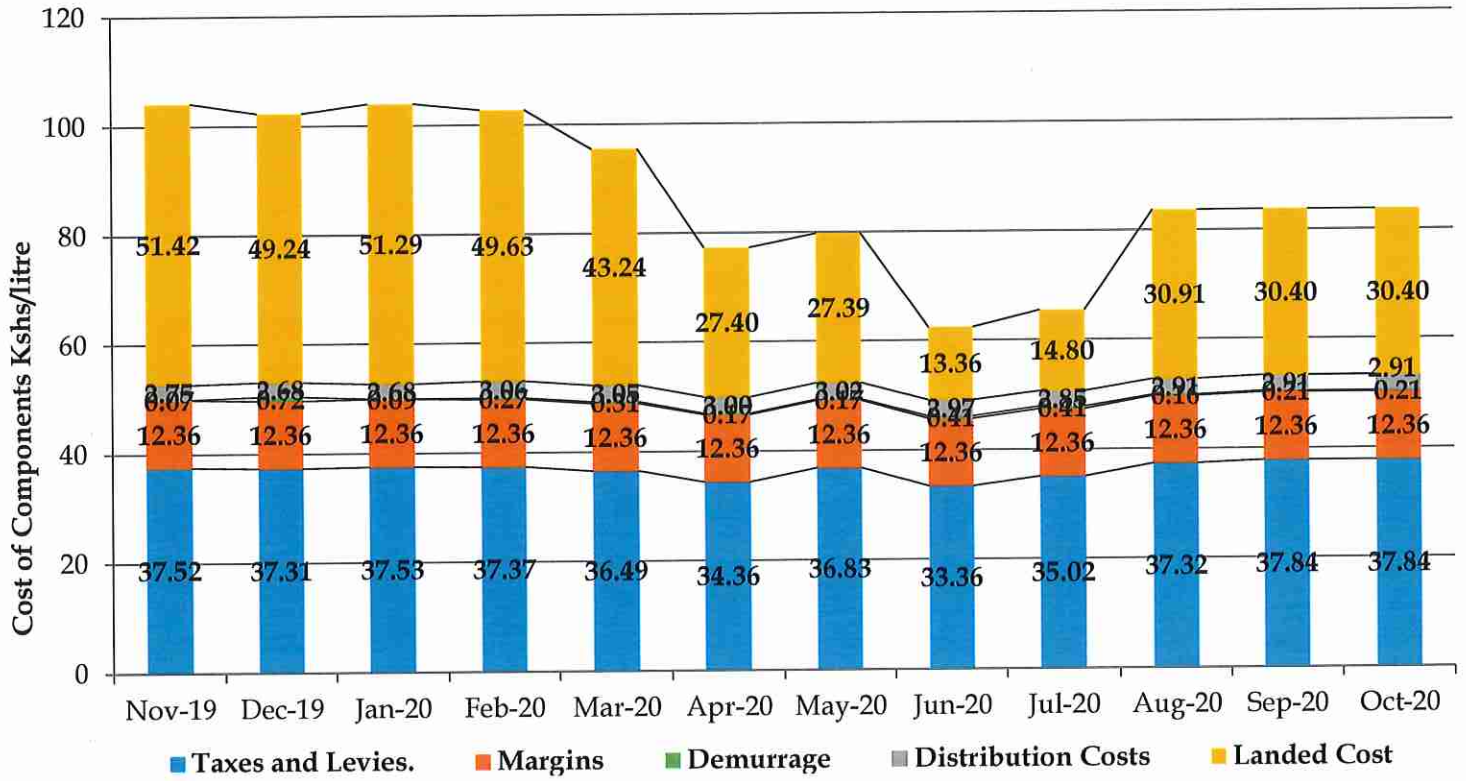


2. Diesel




ANNEX IV

3. Kerosene



[Handwritten Signature]

